

(I) (a) Statement Showing Shareholding Pattern

Name of the Company : **BFL DEVELOPERS LIMITED**


Scrip Code, Name of the scrip, class of security:

/EQUITY

Quarter Ended **31-Dec-2015**

Category Code	Category of Shareholders	Number of shareholders	No. of fully paid up equity Shares	No. of Partly paid-up equity shares held	No. of shares underlying Depository Receipts	Total no. of Shares	Shareholding as % of total no. of shares (calculated as per SCRR, 1957)	Number of Voting Rights held in each class of securities			No. of Shares Outstanding convertible securities (including Warrants)	Shareholding, as a % assuming full conversion of convertible securities (as a percentage of diluted share capital)	No of Locked in shares		Shares pledged or otherwise encumbered		No. of Shares held in Dematerialised form
								No of voting Rights					No (a)	As a % of Total shr held	No (a)	As a % of Total shr held	
								Class eg: X	Class eg: Y	Total as a % of (A+B+C)							
(A)	Promoter & Promoter Group	11	1456700			1456700	38.9055							0	0	1456700	
(B)	Public	540	2287500			2287500	61.0945									1792600	
(C)	Non Promoter- Non Public															NA	
(C1)	Shares underlying DRs	0	0			0	NA									NA	
(C2)	Shares held by Employee Trusts															NA	
	Total	551	3744200			3744200	100.0000									3249300	


Prepared by MCS Share Transfer Agent Ltd.



(I) (a) Statement Showing Shareholding Pattern

Name Of The Company : BFL DEVELOPERS LIMITED


Category Code	Category of Shareholders	PAN	Quarter Ended 31-Dec-2015																
			Number of shareholders	No. of fully paid up equity Shares	No. of Partly paid-up equity shares held	No. of shares underlying Depository Receipts	Total no. of Shares	Shareholding as a % of total no. of shares (calculated as per SCRR, 1957)	Number of Voting Rights held in each class of securities				No. of Shares Underlying Outstanding convertible securities (including Warrants)	Shareholding, as a % assuming full conversion of convertible securities (as a percentage of diluted share capital)	No of Locked in shares		Shares pledged or otherwise encumbered		No. of Shares held in Dematerialised form
									No of voting Rights	Class eg: X	Class eg: Y	Total as a % of (A+B+C)			No (a)	As a % of Total shr held	No (a)	As a % of Total shr held	
A	Shareholding of Promoter and Promoter Group																		
1	Indian																		
a	Individuals/ Hindu Undivided Family		7	973500		973500	26.0002							0	0	0	.0000	973500	
	MAHENDRA KUMAR BAID	AAWPB7455N		437100		437100	11.6741							0	0				
	MEENA BAID	AAWPB7457Q		40200		40200	1.0737												
	ALPANA BAID	ABMPP0711E		71100		71100	1.8989												
	AMAN BAID	APVPB4547D		150000		150000	4.0062												
	ADITYA BAID	APVPB1955K		119200		119200	3.1836												
	SOBHAG DEVI BAID	AAYPB1169M		155900		155900	4.1638												
b	Central Government/ State Government(s)		0	0		0	.0000							0	0	0	.0000	0	



(I) (a) Statement Showing Shareholding Pattern

Name Of The Company : BFL DEVELOPERS LIMITED

Category Code	Category of Shareholders	PAN	Quarter Ended 31-Dec-2015																
			Number of shareholders	No. of fully paid up equity Shares	No. of Partly paid-up equity shares held	No. of shares underlying Depository Receipts	Total no. of Shares	Shareholding as % of total no. of shares (calculated as per SCRR, 1957)	Number of Voting Rights held in each class of securities				No. of Shares Underlying Outstanding convertible securities (including Warrants)	Shareholding, as a % assuming full conversion of convertible securities (as a percentage of diluted share capital)	No of Locked in shares		Shares pledged or otherwise encumbered		No. of Shares held in Dematerialised form
									No of voting Rights	Class eg: X	Class eg: Y	Total as a % of (A+B+C)			No (a)	As a % of Total shr held	No (a)	As a % of Total shr held	
A	Shareholding of Promoter and Promoter Group																		
I	Indian																		
c	Bodies Corporate																		
			4	483200			483200	12.9053							0	0	0	.0000	483200
	BAID LEASING AND FINANCE CO LTD	AAACB6404E		167500			167500	4.4736							0	0			
	CAREWELL BUILDERS PVT. LTD.	AAACC6275E		80600			80600	2.1527											
	TRADESWIFT BROKING PRIVATE LIMITED	AAECA3760A		47500			47500	1.2686											
	GANPATI HOLDINGS PRIVATE LTD.	AAACG0953H		187600			187600	5.0104											
d	Financial Institutions/ Banks		0	0			0	.0000							0	0	0	.0000	0
c	Any Other (Specify)		0	0			0	.0000							0	0	0	.0000	0
	Sub Total (A)(1) :		11	1456700			1456700	38.9055									0	.0000	1456700



(I) (a) Statement Showing Shareholding Pattern

Name Of The Company : BFL DEVELOPERS LIMITED

Category Code	Category of Shareholders	PAN	Quarter Ended 31-Dec-2015				Total no. of Shares	Shareholding as a % of total no. of shares (calculated as per SCRR, 1957)	Number of Voting Rights held in each class of securities				No. of Shares Underlying Outstanding convertible securities (including Warrants)	Shareholding, as a % assuming full conversion of convertible securities (as a percentage of diluted share capital)	No of Locked in shares		Shares pledged or otherwise encumbered		No. of Shares held in Dematerialised form
			Number of shareholders	No. of fully paid up equity Shares	No. of Partly paid-up equity shares held	No. of shares underlying Depository Receipts			No of voting Rights			Total as a % of A+B+C			No (a)	As a % of Total shr held	No (a)	As a % of Total shr held	
									Class eg: X	Class eg: Y	Total								
A	Shareholding of Promoter and Promoter Group																		
2	Foreign																		
a	Individuals (Non Resident Indians / Foreign Individuals)		0	0			0	.0000						0	0	0	.0000		0
b	Bodies Corporate		0	0			0	.0000						0	0	0	.0000		0
c	Institutions		0	0			0	.0000						0	0	0	.0000		0
d	Qualified Foreign Investor		0	0			0	.0000						0	0	0	.0000		0
e	Any Other (Specify)		0	0			0	.0000						0	0	0	.0000		0
	Sub Total (A)(2) :		0	0			0	0											
	Tot Shareholding of Prom and Promoter Group (A) = (A)(1) + (A)(2)		11	1456700			1456700	38.9055									0	.0000	1456700



(I) (a) Statement Showing Shareholding Pattern

Name Of The Company : BFL DEVELOPERS LIMITED

Category Code	Category of Shareholders	PAN	Quarter Ended 31-Dec-2015																	
			Number of shareholders	No. of fully paid up equity Shares	No. of Partly paid-up equity shares held	No. of shares underlying Depository Receipts	Total no. of Shares	Shareholding as % of total no. of shares (calculated as per SCRR, 1957)	Number of Voting Rights held in each class of securities				No. of Shares Underlying Outstanding convertible securities (including Warrants)	Shareholding, as a % assuming full conversion of convertible securities (as a percentage of diluted share capital)	No of Locked in shares		Shares pledged or otherwise encumbered		No. of Shares held in Dematerialised form	
									No of voting Rights	Class eg: X	Class eg: Y	Total as a % of (A+B+C)			No (a)	As a % of Total shr held	No (a)	As a % of Total shr held		
B	Public Shareholding																			
1	Institutions																NA	NA		
a	Mutual Funds/UTI		0	0		0	.0000							0	0		NA	NA	.0000	0
b	Venture Capital Funds		0	0		0	.0000							0	0				.0000	0
c	Alternate Investment Funds		0	0		0	.0000							0	0				.0000	0
d	Foreign Venture Capital Investors		0	0		0	.0000							0	0				.0000	0
e	Foreign Portfolio Investors		0	0		0	.0000							0	0				.0000	0
f	Financial Institutions/ Banks		0	0		0	.0000							0	0				.0000	0
g	Insurance Companies		0	0		0	.0000							0	0				.0000	0



(I) (a) Statement Showing Shareholding Pattern

Name Of The Company : **BFL DEVELOPERS LIMITED**

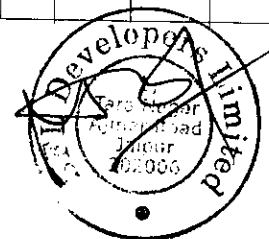
Category Code	Category of Shareholders	PAN	Quarter Ended 31-Dec-2015																
			Number of shareholders	No. of fully paid up equity Shares	No. of Partly paid-up equity shares held	No. of shares underlying Depository Receipts	Total no. of Shares	Shareholding as % of total no. of shares (calculated as per SCRR, 1957)	Number of Voting Rights held in each class of securities				No. of Shares Underlying Outstanding convertible securities (including Warrants)	Shareholding, as a % assuming full conversion of convertible securities (as a percentage of diluted share capital)	No of Locked in shares		Shares pledged or otherwise encumbered		No. of Shares held in Dematerialised form
									No of voting Rights	Class eg: X	Class eg: Y	Total as a % of A+B+C			No (a)	As a % of Total shr held	No (a)	As a % of Total shr held	
B	Public Shareholding																		
1	Institutions																NA	NA	
h	Provident Funds/ Pension Funds		0	0			0	.0000						0	0		NA	NA	0
i	Any Other (specify)		0	0			0	.0000						0	0			.0000	0
	Sub Total (B)(1) :		0	0			0	0											0
2	Central Govt/State Govt(s)/ POI																NA	NA	
a	GOVT.		0	0			0	.0000						0	0			.0000	0
	Sub Total (B)(2) :		0	0			0	0											0



(I) (a) Statement Showing Shareholding Pattern

Name Of The Company : BFL DEVELOPERS LIMITED

Category Code	Category of Shareholders	PAN	Quarter Ended 31-Dec-2015				Total no. of Shares	Shareholding as % of total no. of shares (calculated as per SCRR, 1957)	Number of Voting Rights held in each class of securities			No. of Shares Underlying Outstanding convertible securities (including Warrants)	Shareholding, as a % assuming full conversion of convertible securities (as a percentage of diluted share capital)	No of Locked in shares		Shares pledged or otherwise encumbered		No. of Shares held in Dematerialised form	
			Number of shareholders	No. of fully paid up equity Shares	No. of Partly paid-up equity shares held	No. of shares underlying Depository Receipts			No of voting Rights	Total as a % of (A+B+C)	No (a)			As a % of Total shr held	No (a)	As a % of Total shr held			
																	Class eg: X		Class eg: Y
B	Public Shareholding																		
3	Non-Institutions															NA	NA		
a	Individuals																		
i	Individual shareholders holding nominal share capital up to Rs. 2 lakhs.		529	494900			494900	13.2178						0	0		.0000	0	
ii	Individual shareholders holding nominal share capital in excess of Rs. 2 lakhs.		0	0			0	.0000						0	0		.0000	0	
b	NBFCs registered with RBI		0	0			0	.0000						0	0		.0000	0	
c	Employee Trust		0	0			0	.0000						0	0		.0000	0	
d	Overseas Depositories (holding DRs) (balancing figure)		0	0			0	.0000						0	0		.0000	0	
e	Any Other (specify)		0	0			0	.0000						0	0		.0000	0	



(I) (a) Statement Showing Shareholding Pattern

Name Of The Company : **BFL DEVELOPERS LIMITED**


Category Code	Category of Shareholders	PAN	Quarter Ended 31-Dec-2015															
			Number of shareholders	No. of fully paid up equity Shares	No. of Partly paid-up equity shares held	No. of shares underlying Depository Receipts	Total no. of Shares	Shareholding as % of total no. of shares (calculated as per SCRR, 1957)	Number of Voting Rights held in each class of securities			No. of Shares Underlying Outstanding convertible securities (including Warrants)	Shareholding, as a % assuming full conversion of convertible securities (as a percentage of diluted share capital)	No of Locked in shares		Shares pledged or otherwise encumbered		No. of Shares held in Dematerialised form
									No of voting Rights	Total as a % of (A+B+C)				No (a)	As a % of Total shr held	No (a)	As a % of Total shr held	
B	Public Shareholding																	
3	Non-Institutions																	
i	Any Other (specify)																	
i	Other Bodies Corporate		11	1792600			1792600	47.8767						0	0		.0000	1792600
i	Other Bodies Corporate													0	0			
	NIRANJANA PRIME DEVELOPERS PRIVATE LIMITED			90000			90000	2.4037						0	0			
	FUTURISTIC PRIME DEVELOPERS PRIVATE LIMITED			90000			90000	2.4037										
	NIRANJANA PROPERTIES PRIVATE LIMITED			177500			177500	4.7407										
	JAISUKH DEVELOPERS PRIVATE LIMITED			280000			280000	7.4782										
	NIRANJANA SPACE PRIVATE LIMITED			103000			103000	2.7509										
	JAIPUR INFRAGOLD PRIVATE LIMITED			82500			82500	2.2034										
	MAHAPRAGYA LAND DEVELOPERS PRIVATE LIMITE			180000			180000	4.8074										
	TRADESWIFT DEVELOPERS PRIVATE LIMITED			120000			120000	3.205										
	DREAM PRIME DEVELOPERS PRIVATE LIMITED			185000			185000	4.941										
	PRAGATI DREAMLAND DEVELOPERS PRIVATE LIMITI			362200			362200	9.6736										
	ELEGANT PRIME DEVELOPERS PRIVATE LIMITED			122400			122400	3.2691										
ii	Non Resident Individual		0	0			0	.0000						0	0		.0000	0



(I) (a) Statement Showing Shareholding Pattern

Name Of The Company : BFL DEVELOPERS LIMITED

Category Code	Category of Shareholders	PAN	Quarter Ended 31-Dec-2015				Total no. of Shares	Shareholding as % of total no. of shares (calculated as per SCRR, 1957)	Number of Voting Rights held in each class of securities				No. of Shares Underlying Outstanding convertible securities (including Warrants)	Shareholding, as a % assuming full conversion of convertible securities (as a percentage of diluted share capital)	No of Locked in shares		Shares pledged or otherwise encumbered		No. of Shares held in Dematerialised form
			Number of shareholders	No. of fully paid up equity Shares	No. of Partly paid-up equity shares held	No. of shares underlying Depository Receipts			No of voting Rights			Total as a % of (A+B+C)			No (a)	As a % of Total shr held	No (a)	As a % of Total shr held	
									Class eg: X	Class eg: Y	Total								
B	Public Shareholding																		
3	Non-Institutions																		
i	Any Other (specify)																		
iii	Trust		0	0			0	.0000						0	0		.0000	0	
iv	Cooperative Societies		0	0			0	.0000						0	0		.0000	0	
v	Educational Institutions		0	0			0	.0000						0	0		.0000	0	
vi	OCB		0	0			0	.0000						0	0		.0000	0	
vii	Foreign Companies		0	0			0	.0000						0	0		.0000	0	
Sub Total (B)(3) :			540	2287500			2287500	61.0945											1792600
Total Public Shareholding (B) = (B)(1) + (B)(2)+(B)(3) :			540	2287500			2287500	61.0945											1792600
Total (A) + (B) :			551	3744200			3744200	100.0000											3249300



(I) (a) Statement Showing Shareholding Pattern

Name Of The Company : BFL DEVELOPERS LIMITED

Quarter Ended 31-Dec-2015

Category Code	Category of Shareholders	Number of shareholders	No. of fully paid up equity Shares	No. of Partly paid-up equity shares held	No. of shares underlying Depository Receipts	Total no. of Shares	Shareholding as a % of total no. of shares (calculated as per SCRR, 1957)	Number of Voting Rights held in each class of securities			No. of Shares Underlying Outstanding convertible securities (including Warrants)	Shareholding, as a % assuming full conversion of convertible securities (as a percentage of diluted share capital)	No of Locked in shares		Shares pledged or otherwise encumbered		No. of Shares held in Dematerialised form		
								No of voting Rights Class eg: X	Class eg: Y	Total as a % of (A+B+C)			No (a)	As a % of Total shr held	No (a)	As a % of Total shr held			
C	Non-Promoter Non-Public	0				0	.0000											0	
C	Non-Promoter Non-Public	0				0	.0000												0
GRAND TOTAL (A) + (B) + (C)		551	3744200			3744200	100.0000									0	.0000		3249300

Prepared By MCS Share Transfer Agent Ltd.

